

LED Highbay 60W/400W

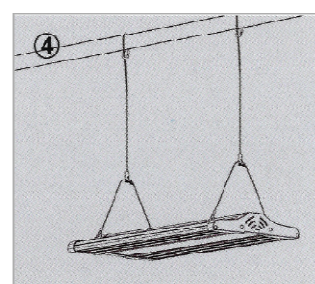
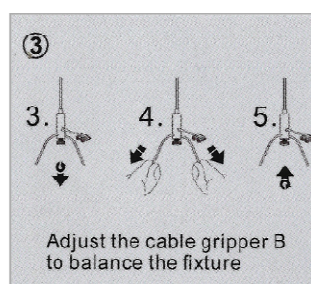
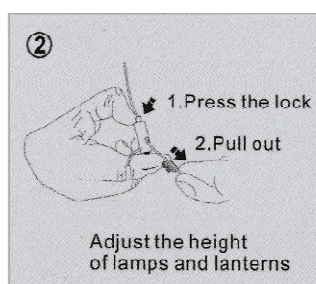
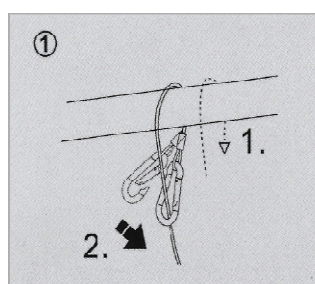
Pendant



LED Highbay to replace the traditional HPS, Metal Halide & Mercury Vapor Highbay with an energy saving of over 70%. Using high quality parts for long lifetime. Easy on/off switching and optional dimming. Stay longer efficient because of the less heat production, the optics stay more clean. Various beamangle and Kelvin colors available.

Applications: Warehouse, Logistic center, production plant, Exhibition hall, Gym, Store, Indoor sport hall

Wattage	60/90/120/150/180/240/300W/400W		
Luminous Flux	60W	6600Lm	110Lm/w
	90W	9900Lm	110Lm/w
	120W	13200Lm	110Lm/w
	150W	16500Lm	110Lm/w
	180W	19800Lm	110Lm/w
	240W	26400Lm	110Lm/w
	300W	33000Lm	110Lm/w
	400W	44000Lm	110Lm/w
Kelvin	3000K/4000K/5000K		
Colour Rendering Index	>Ra70, >Ra80		
Light Source	Nichia SMD		
Beam Angle	80° x 100°, 30° x 100°, 60° x 120°		
Working Temp.	-30~+50°C		
Driver	Meanwell		
Dimmable	Yes Dali		
Voltage/ current	100-240VAC/100-277VAC/277-480VAC		
	50-60Hz PF>0,93		
Power factor	PF>0,93		
IP-code	IP20		
Housing Material	ALU Alloy+PC Lens		
Dimensions	60/90W: 336x307x61mm		
	120/150/180/240: 621x307x61mm		
	300/400W: 906 x 307x61mm		
Warranty	5 Years		
Certification	ISO9001: 2008, CE, CB, SAA, RoHS, UL, DLC, ErP		



All transactions with LED Flatlight BV are subject to our general terms of trading. Copies are on request. All specifications are subject to change without notice.