

Floodlight
1350W 140-150Lm/W 5000K
Item: 1003041

Suth



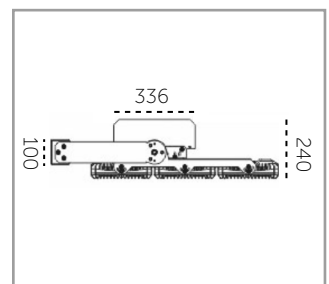
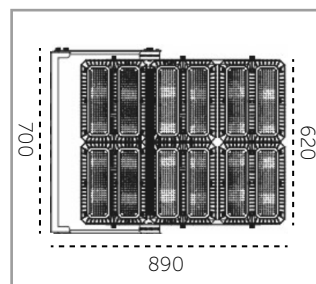


LED Flatlight: What we think is important is that our floodlights have a high brightness light source, a good reflective function and a protection grade IP66. what also is important is a large angle adjustment. all our floodlights have toughen glass panel's and a good heat dissipation. We think quality is very important so we always make sure our products are tested and have the right certificates.

Applications: Outdoor building, Parking, Signing/ advertising, public area, Sport, safety area

Wattage	1350W
Luminous Flux	140-150Lm/W 200000Lm
Kelvin	5000K
Colour Rendering Index	>70
Dimmable	Dali, 0-10V
Driver	Meanwell ELG C
Beam angle	25° 60° Asymmetric: 130x25° 130x40°
Power Factor	>0,95
Voltage / Current	AC100-240V 50Hz/60Hz
IP-Code	IP66 IK08/IK10
Housing Material	Die Casting Alu, Corrosion resistant
Dimensions	with bracket 700 x 890 x 240mm
Operation Temperature	-20 + 40°C
Lifetime	60.000h
Warranty	5 Years
Certification	CE, RoHS, CB, ENEC, RCM, D-Mark



1350 Watt	140-150 Lm/W	5000 Kelvin	66 IPcode	>0,95 PF
---------------------	------------------------	-----------------------	---------------------	-----------------------



All transactions with LED Flatlight BV are subject to our general terms of trading, Copies are on request. All specifications are subject to change without notice.